

Life after PPRISM

Port Performance Indicators
Selection and Measurement
(pprism.espo.be)

Towards a culture in measuring port performance

Dr Chris Wooldridge
Senior Research Fellow, Cardiff University, UK

On behalf of PPRISM Project Partners

The European Sea Ports Conference
Sopot, Poland 11th May 2012



Developing the culture

Key Performance Indicators	Baseline & Benchmark
Monitoring and reporting	Transparency

STAKEHOLDERS	BENEFITS
<ul style="list-style-type: none"> • European Commission • Regulators & Courts • Investors/Boards • Insurance/Banks • Auditors • Communities 	<ul style="list-style-type: none"> • Market opportunity • Sustainable development • Cost & Risk reduction • Compliance • Positive image –self improvement • Liabilities and responsibilities • License to operate

Background to PPRISM

(pprism.espo.be)

- 1. Acceptable and feasible Key Port Performance Indicators to measure the impact of the European Port System on society, environment and economy.**
- 2. Methods for data collection and analysis**
- 3. Concept of Dashboard and Observatory**



Key Performance Indicators

An information tool that summarises data on complex issues to show overall status and trend, and measures the progress in achieving objectives

- **Market trends and structure (8)**
- **Socio-economic (6)**
- **Environmental (7)**
- **Chain and Operations (7)**
- **Governance (9)**

Each port is unique

Port Authority/port area?

Confidentiality

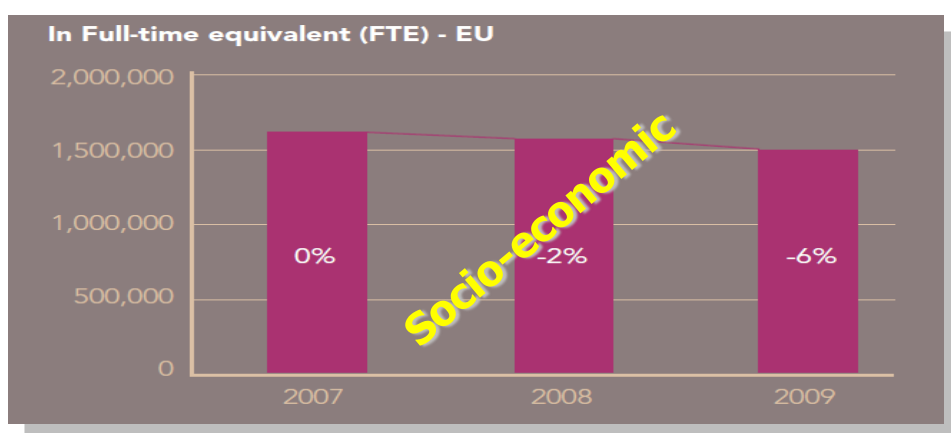
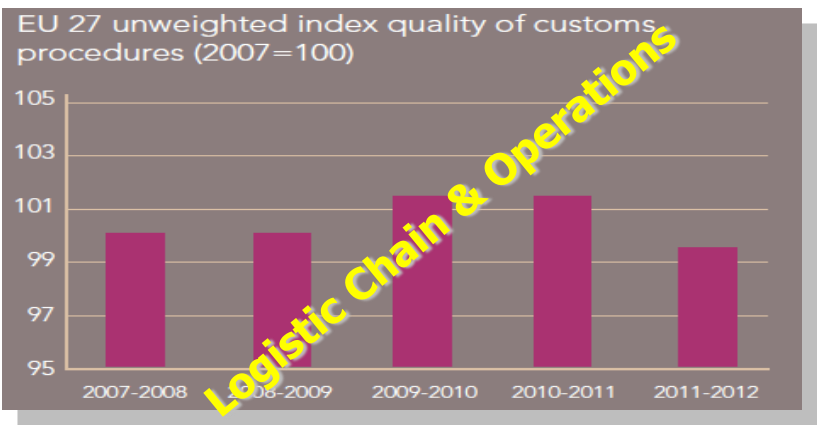
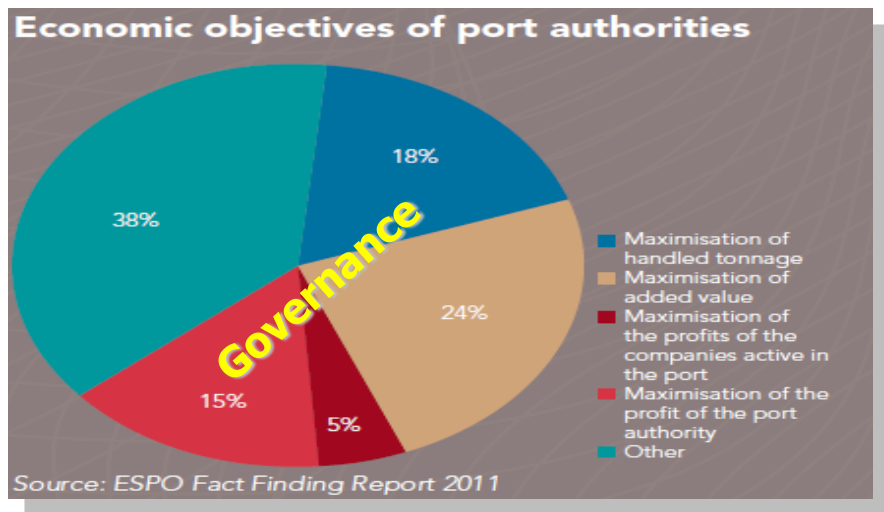
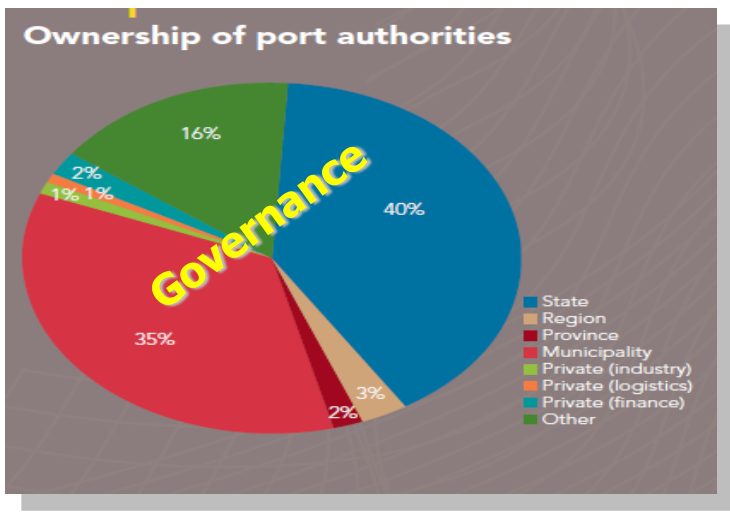


Port and Sector

Mutual benefits of collaboration

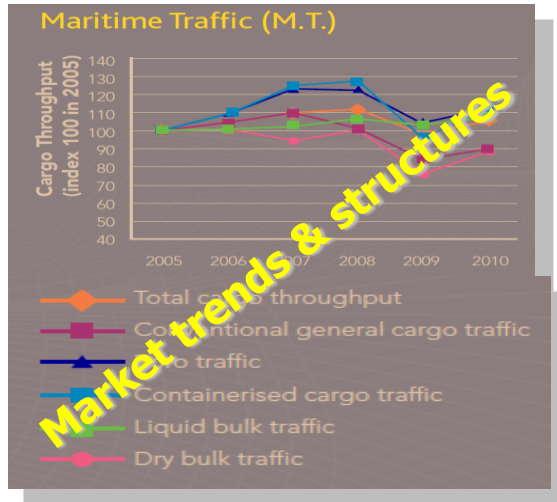
- **ESPO/Port Authorities must demonstrate evidenced-based performance of delivery of expectations from ever-widening range of stakeholders**
- **Level playing field for implementation**
- **Tools and methodologies**
- **Shared costs and experience**

Dashboard (pprism.espo.be)



The European Sea Ports Conference
Sopot, Poland 11th May 2012

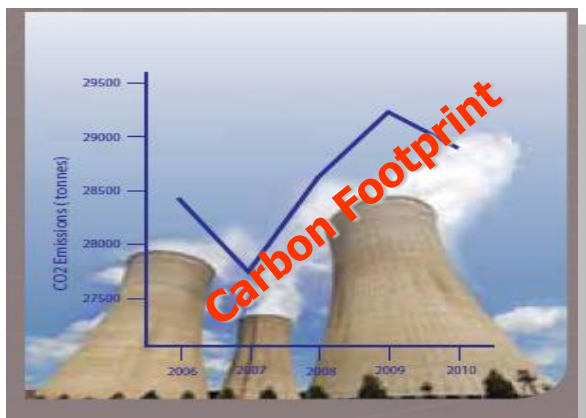
European Port Observatory




- **ESPO**
- **Advisory**
- **Steering**
- **Forum**
- **Data protection**
- **Publications**
- **Online 2014**

- **Overall performance of European port system**
- **Chain, Socio-economic, Environmental, Governance and Market**
- **Transparency, compliance, sustainability and self-improvement**
- **Service-support: Best practices, stakeholder interests, quality**
- **Research and development**

Environmental (pprism.espo.be)



- 125 Initial EPIs
- Operational
- Management
- Condition
- 289 feedback



The European Sea Ports Conference
Sopot, Poland 11th May 2012

Achievements to date

- **Partnership and Network of Research & Development**
- **Policy to practice**
- **Tools and methodologies**
- **Assessment and validation - 58 in Pilot**
- **Anonymity and confidentiality (see, www.ecoport.com for example)**
- **Data base and baseline performance**



The way ahead

pprism.espo.be

- **Dashboard & European Port Observatory**
- **Data collection**
- **User-friendly interface - pprism.espo.be**
- **Recognition**
- **Retain initiative**
- **Sector and Port Authority**